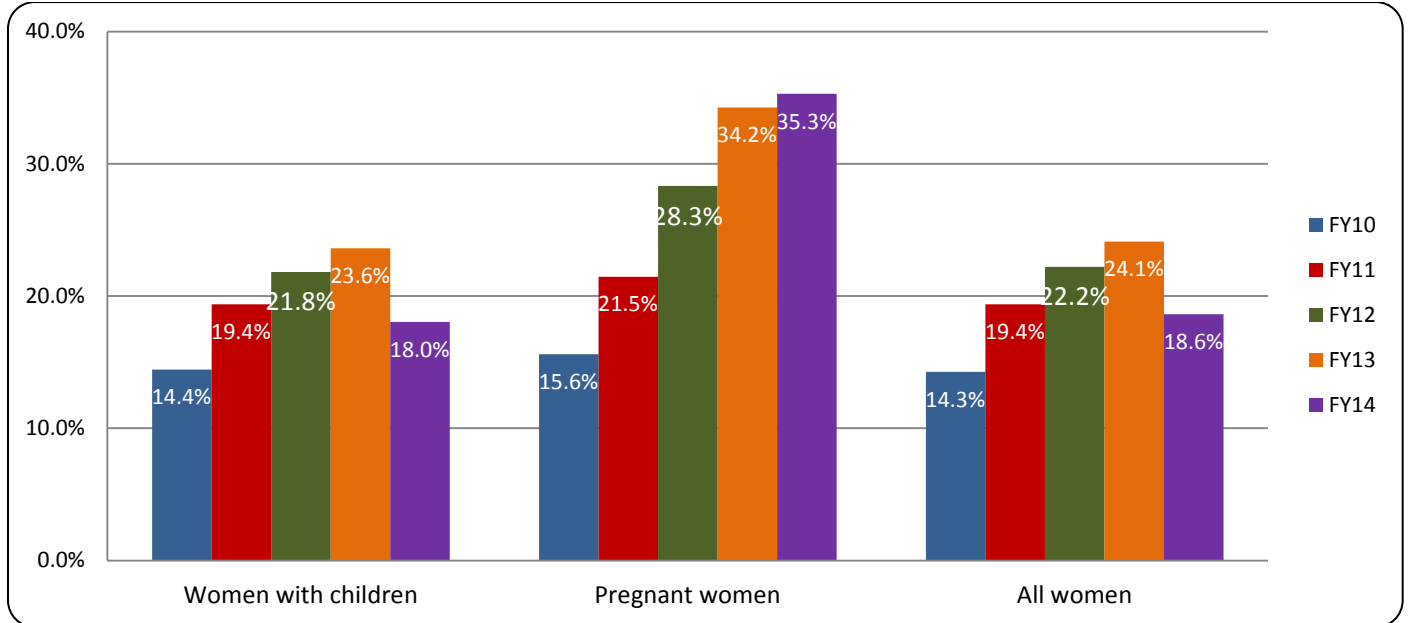


**KDADS
Behavioral Health / Substance Use Disorders
Quality Committee**

pregnant, and have been assess. The report tracks how many of these women were referred for treatment, and out of those referred to treatment, how many were referred to a State Designated Women’s Facility. Reports are run quarterly and annually: Q1 in October, Q2 in January, Q3 in April, Q4 in July and Annual in August.

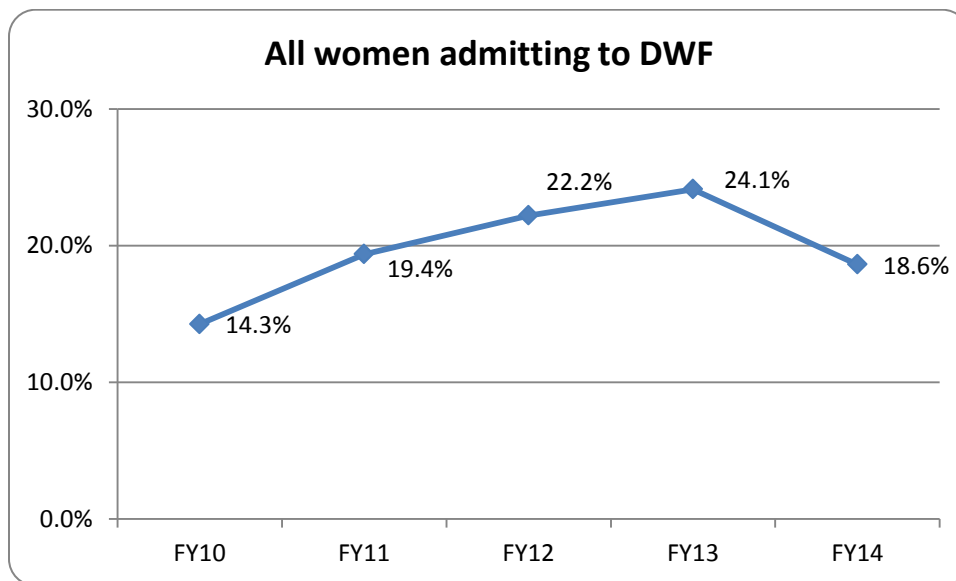
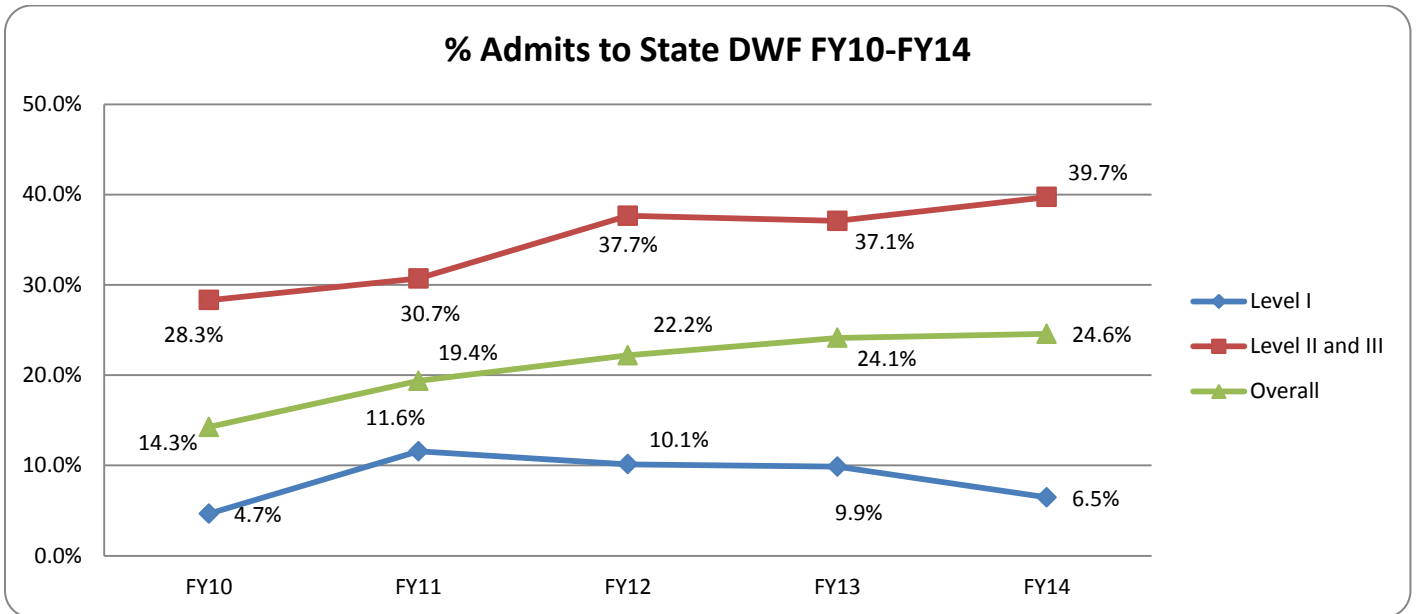
Results for KDADS BHS Funded DWF Admissions:

	FY10		FY11		FY12		FY13		FY14	
Women Admitting to Treatment										
women with children	1,779	73.3%	1,642	77.2%	1,654	78.7%	877	77.1%	1,026	75.2%
pregnant women	263	70.5%	191	85.3%	226	76.9%	73	76.0%	68	80.0%
total women	1,914	73.0%	1,750	77.4%	1,774	78.6%	916	77.0%	1,074	75.7%
Women Admitting to a State Designated Women's Facility										
women with children	257	14.4%	318	19.4%	361	21.8%	207	23.6%	185	18.0%
pregnant women	41	15.6%	41	21.5%	64	28.3%	25	34.2%	24	35.3%
total women	273	14.3%	339	19.4%	394	22.2%	221	24.1%	200	18.6%

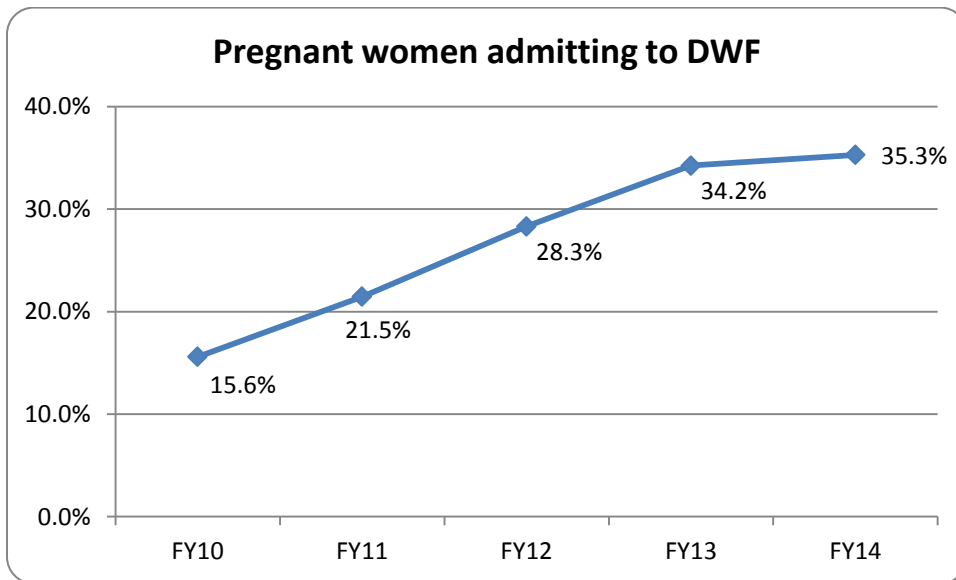
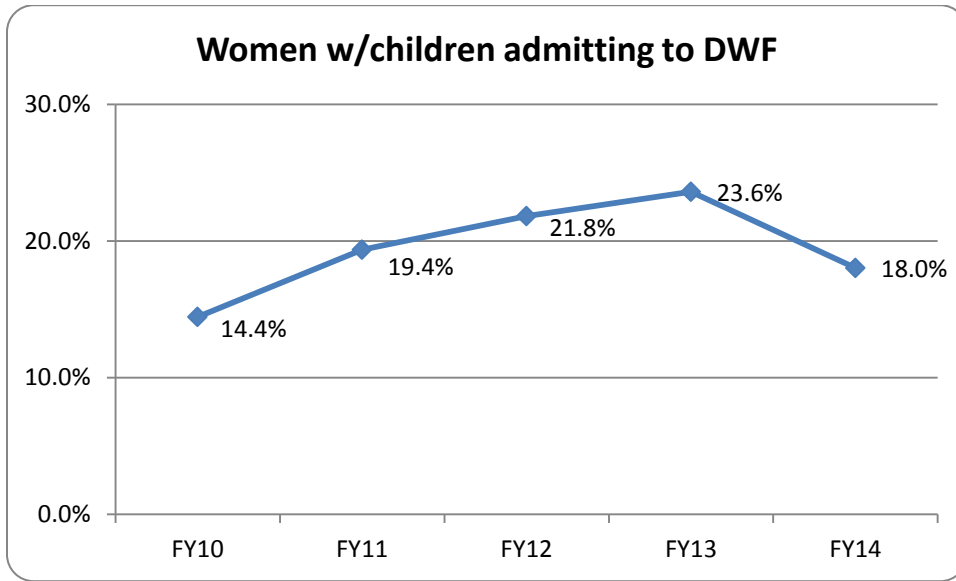


**KDADS
Behavioral Health / Substance Use Disorders
Quality Committee**

% DWF Admits	FY10	FY11	FY12	FY13	FY14
Level I	4.7%	11.6%	10.1%	9.9%	6.5%
Level II and III	28.3%	30.7%	37.7%	37.1%	39.7%
Overall	14.3%	19.4%	22.2%	24.1%	24.6%



**KDADS
Behavioral Health / Substance Use Disorders
Quality Committee**



KDADS
Behavioral Health / Substance Use Disorders
Quality Committee

Conclusions:

- Admissions to Designated Women's Facilities providing Level I services have fluctuated from 4.7% in FY 2010 to 6.5% in FY 2014. This is an increase of 1.8 percentage points; a 38.3 percent change over time.
- Admissions to Designated Women's Facilities providing Level II and Level III services have increased from 28.3% in FY 2010 to 39.7% in FY 2014. This is an increase of 11.4 percentage points; a 40.3 percent change overtime.
- Overall admissions to Designated Woman's Facilities has increased from 14.3% in FY 2010 to 24.6% in FY 2014. This is an increase of 10.3 percentage points; a 72.0% percent change over time.
- Admissions of pregnant women to Designated Women's Facilities have increased from 15.6% in FY 2010 to 35.3% in FY 2014. This is an increase of 19.7 percentage points; a 126.3 percent change over time.
- Admissions of women with children admitting to Designated Women's Facilities have fluctuated from 14.4% in FY 2010 up to 23.6% in FY 2013 and then declined to 18.0% in FY 2014. This is an overall increase 3.6 percentage points; a 25 percent change over time.
- Overall, pregnant women and women with children have fluctuated from 14.3% in FY 2010 up to 24.1% in FY 2013 and then down to 18.6% in FY 2014. This is an overall increase of 4.3 percentage points; a 30.1 percent change over time.
- The drop in admissions from FY 2013 to FY 2014 could reflect the loss of Medicaid data as of 1/1/13.

Preliminary Recommendations to Committee:

- It is recommended to the Committee that the data be broken down further on the DWF report by modality; Level I, Level II, Level III.1 and Level III.3.
- It is recommended to the Committee that data trending continue and reporting on all objectives be included in this report. Trending should continue to contain year to year (YTY) comparisons.
- It is further recommended that this aggregate analysis and the ValueOptions report be posted on the ValueOptions website.

Date Presented to QC: 10/21/14

By: Stacy Chamberlain

Recommendations from the Committee for action: Committee approves the preliminary recommendations as shown above.

Person Responsible for follow-up and date due: Stacy Chamberlain

Due: 11/18/14