

**KDADS
Behavioral Health / Substance Use Disorders
Quality Committee**

service date begin and service date end and will provide the count of actual units. The report will be claim based as a rolling quarter to show a full year by 4th quarter. This report will be provided as an aggregate, as well as by BHS/SUD region. The summary table included in this report contains admissions and average length of stay by Region. Social Detox for KDADS/BHS has been separated from all other modalities. This report contains 90 days of claims run out.

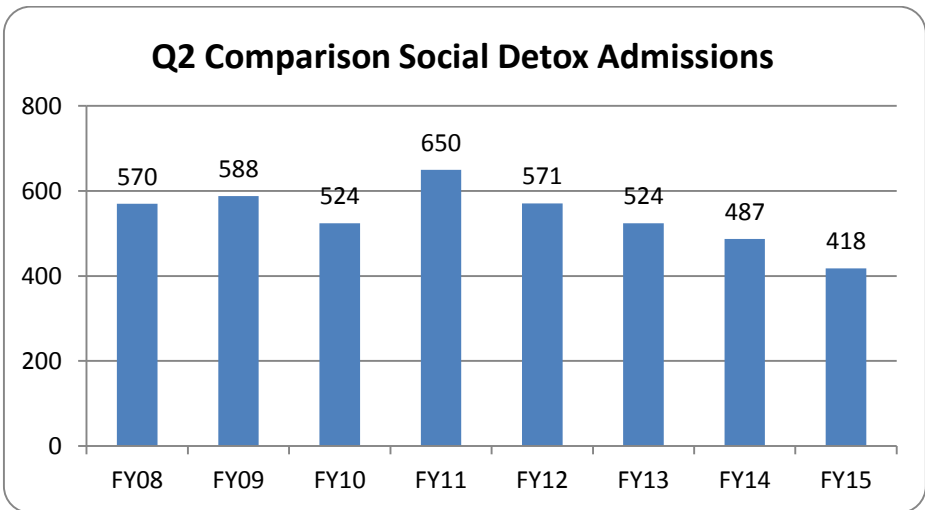
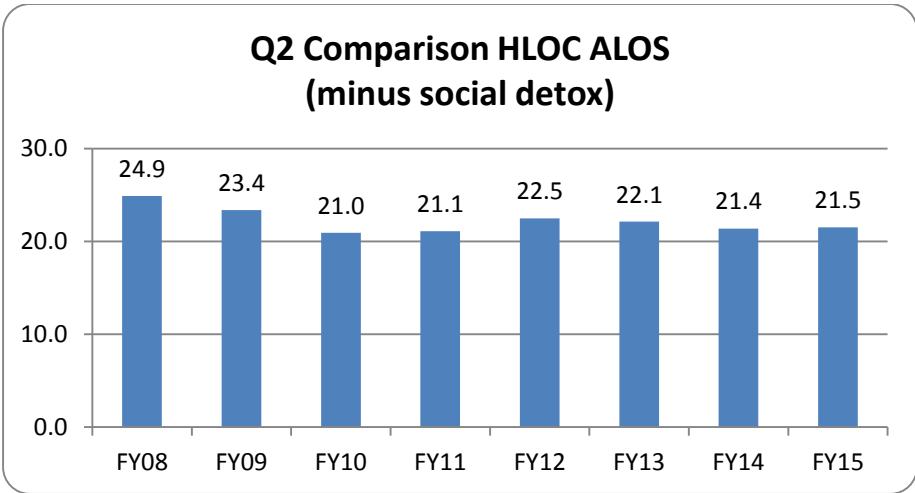
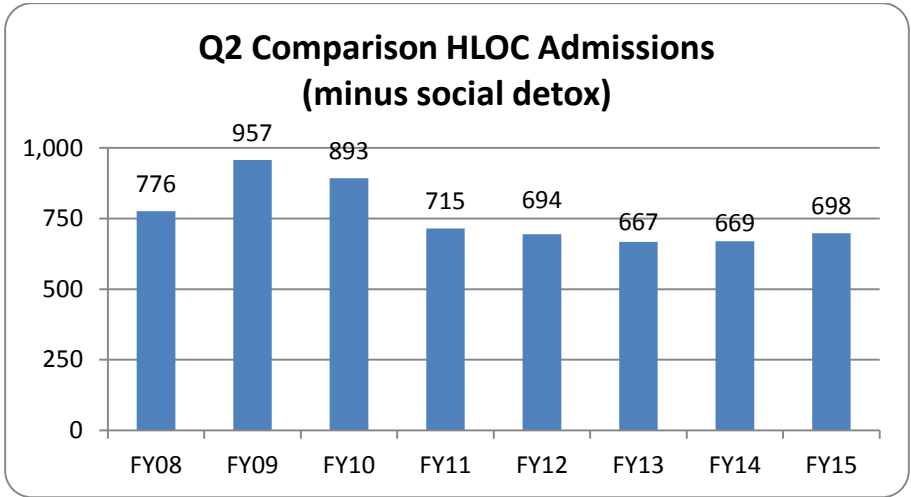
Results:

All Regions KDADS/BHS Funded:

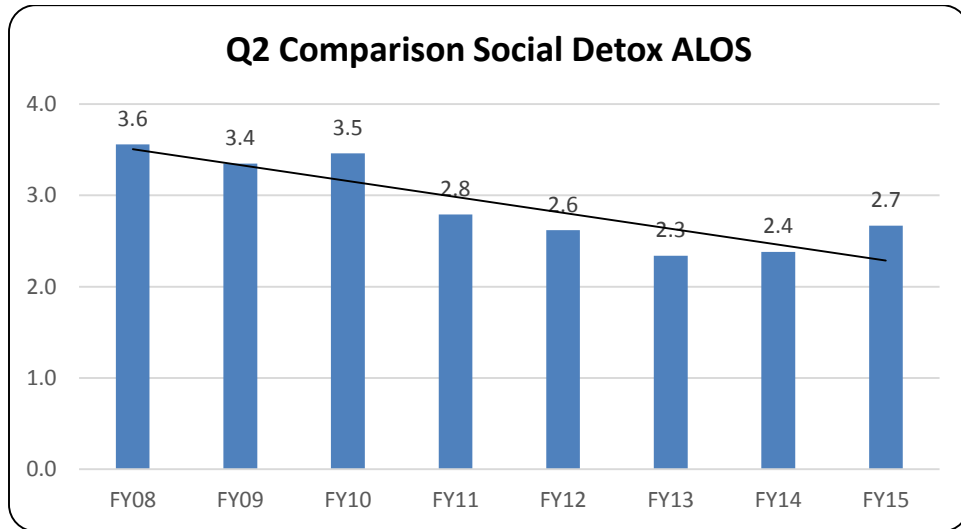
Higher Levels of Care Utilization

	Q1	Q2	Q3	Q4	YTD
<u>Level III.1 Residential Reintegration</u>					
Admissions	130	140			270
Days Claimed	3,312	3,982			7,294
Average Length of Stay	25.48	28.44			27.01
<u>Level III.2D Residential Social Detox</u>					
Admissions	464	418			882
Days Claimed	1,165	1,118			2,283
Average Length of Stay	2.51	2.67			2.59
<u>Level III.3 Residential Intermediate Adult</u>					
Admissions	525	549			1,074
Days Claimed	10,294	10,843			21,137
Average Length of Stay	19.61	19.75			19.68
<u>Level III.5 Residential Intermediate Adolescent</u>					
Admissions	6	9			15
Days Claimed	136	197			333
Average Length of Stay	22.67	21.89			22.20
<u>Overall</u>					
Admissions	1,125	1,116			2,241
Days Claimed	14,907	16,140			31,047
Average Length of Stay	13.25	14.46			13.85

KDADS
Behavioral Health / Substance Use Disorders
Quality Committee



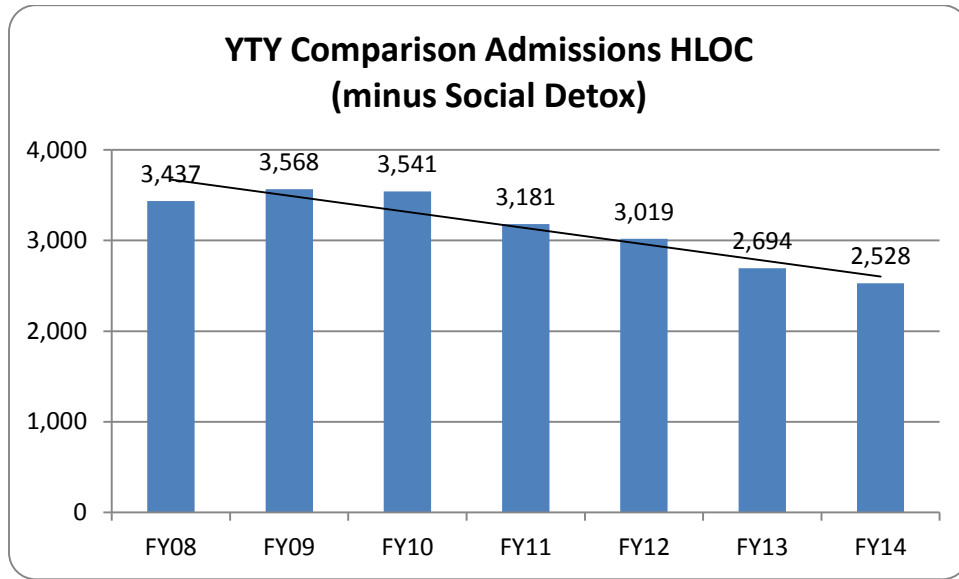
KDADS
Behavioral Health / Substance Use Disorders
Quality Committee



Conclusions Comparing Q2 from FY 2008 to FY 2015

- Admissions to HLOC (minus social detox) have fluctuated over the past 8 years, with an average of 759 admissions per year. There was a spike in admissions during Q2 in FY 2009 with 957 admissions. Over the past 5 years HLOC admissions (minus social detox) have stabilized with a 48 admission spread and an average of 689 admissions per year; 776, 957, 893, 715, 694, 667, 669, and 698 admissions respectively.
- The average length of stay (minus social detox) has decreased over the years from 24.9 days in FY 2008 Q2 to 21.5 days in FY 2015 Q2. Average length of stay for HLOC (minus social detox) over the past 8 years is 22.2 days; 24.9, 23.4, 21.0, 21.1, 22.5, 22.1, 21.4 and 21.5 average length of stay respectively.
- Social Detox admissions have decreased over the past 8 years, with a spike during FY 2011 of 650 admissions. There have been an average of 542 social detox admissions over the years; 570, 588, 524, 650, 571, 524, 487, and 418 social detox admissions respectively.
- The average length of stay for social detox has decreased over the past 8 years, with an average of 2.9 days. Social detox average length of stay over the past 8 years is 3.6, 3.4, 3.5, 2.8, 2.6, 2.3, 2.4 and 2.7 days respectively.

**KDADS
Behavioral Health / Substance Use Disorders
Quality Committee**



Conclusions Comparing Annual HLOC Admissions (minus social detox) FY 2008 - 2014

- Admissions to HLOC (minus social detox) have decreased over the past 7 years, with an average of 3,138 admissions per year. There were 3,437, 3,568, 3,541, 3,181, 3,019, 2,694 and 2,528 HLOC Admissions (minus social detox) respectively. This is a 26.5% reduction over the past 7 years.

Preliminary Recommendations to Committee:

- It is recommended to the Committee that data trending continue and reporting on all objectives be included in this report. Trending should continue to contain year to year (YTY) comparisons.
- It is further recommended that this aggregate analysis and the ValueOptions report be posted on the ValueOptions website.

Date Presented to QC: 04/10/15

BY: Chris Forshee