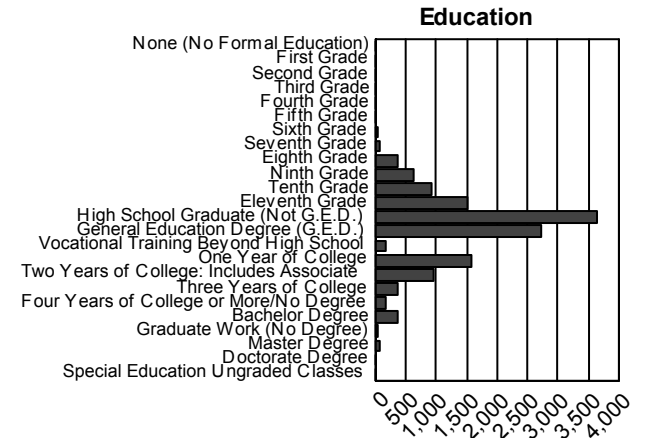
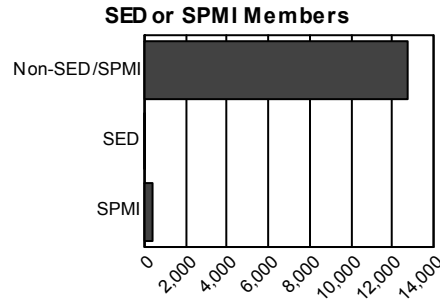
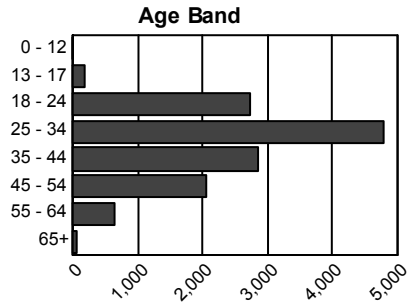
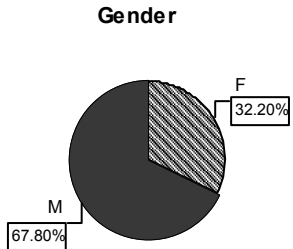


Unduplicated Consumer Counts	
Members Seen:	13,094
Member Claims:	96,040
Adverse Incidents:	33

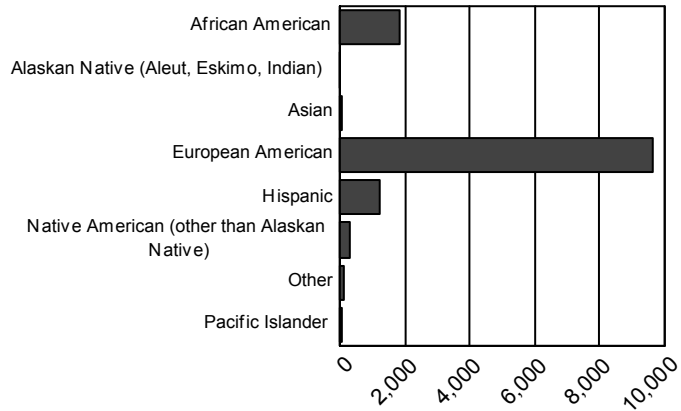
Claims for DOS		
Claims Summary		
	Value	Count
Amount Paid:	\$12,845,650.83	148,958
Amount Denied:	\$810,660.37	6,889
% of Claims Denied:	5.94%	4.42%
Top Three Reasons for Denied Claims		
RMD - RESUBMIT TO MEDICAID		42.17%
GF - DUPLICATE CLAIM		18.21%
GK - SVCS BEFORE/AFTER MEMBR EFF I		14.38%

Member Demographics (N = 13,094 for all graphs)

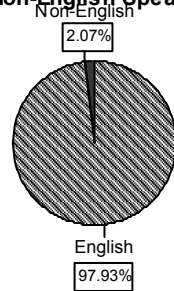


Member Demographics (cont'd)

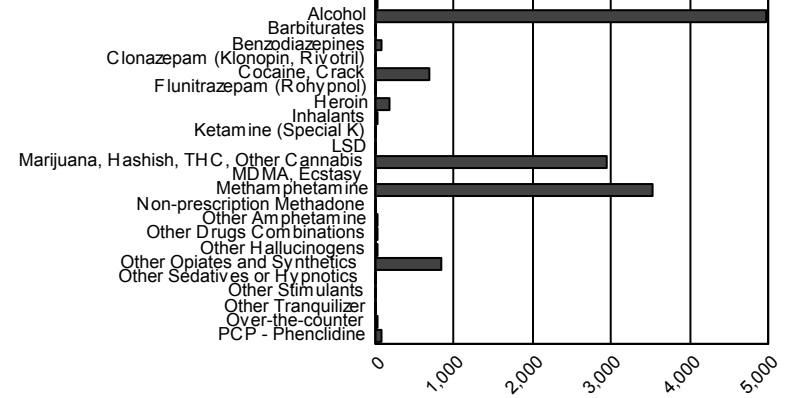
Ethnicity



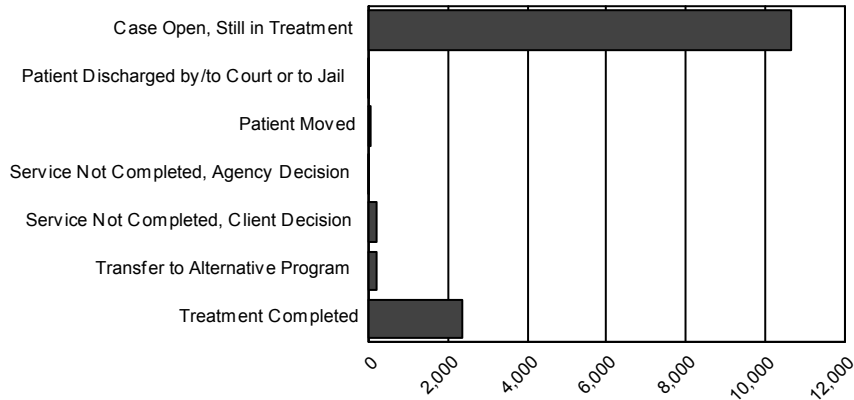
Non-English Speakers



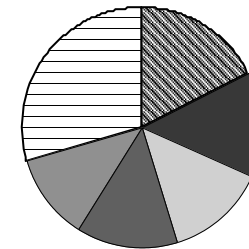
Drug of Choice



Type of Discharge



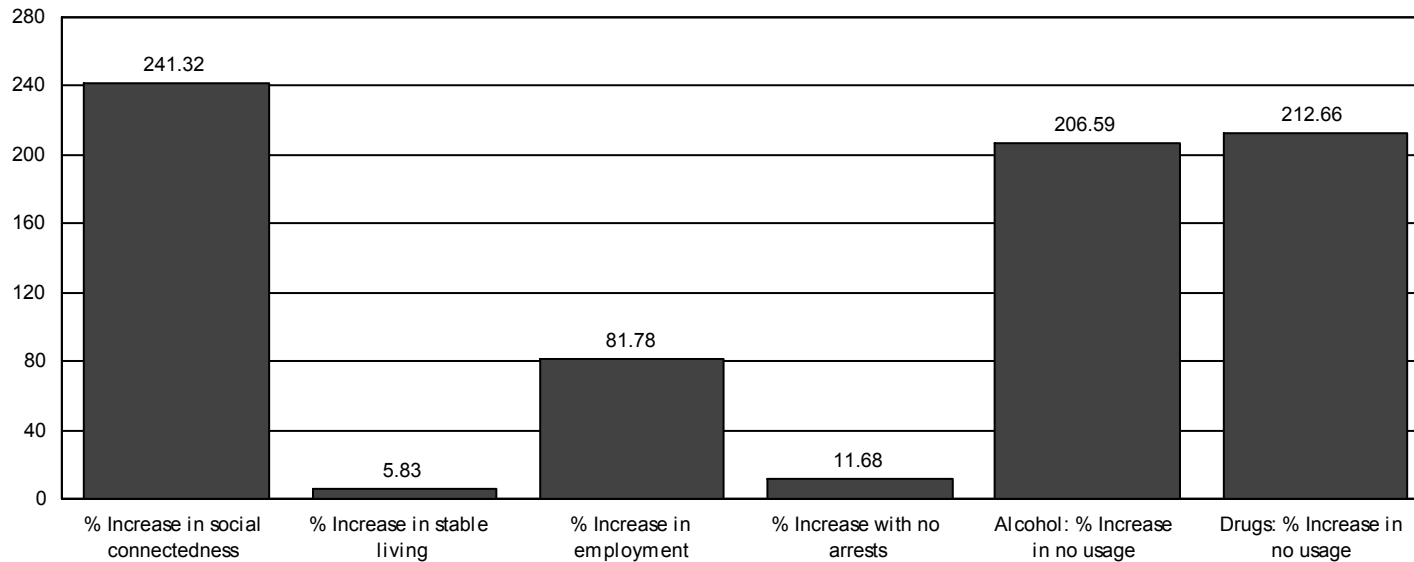
Top 5 Diagnoses



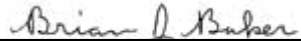
ALCOHOL DEPENDENCY	17.6%
AMPHETAMINES ABUSE	14.0%
ALCOHOL ABUSE	13.7%
AMPHETAMINES DEPENDENCY	13.7%
CANNABIS ABUSE	11.5%
All Other Diagnoses	29.5%
Total:	100.0%

National Outcome Measures (NOMs) Percentage of Change

	Social Support (Admit / Dis)	Living Arrangement (Admit / Dis)	Employment (Admit / Dis)	Criminal Justice (Admit / Dis)	Alcohol Usage (Admit / Dis)	Drug Usage (Admit / Dis)
Attends	334 / 1,140	Stable Living 1,870 / 1,979	Employed 719 / 1,307	No arrests 1,832 / 2,046	Abstinence 546 / 1,674	Abstinence 545 / 1,704
Does not attend	1,730 / 924	Homeless 194 / 85	Unemployed 1,345 / 757	1 or more arrests 232 / 18	Alcohol Use 1,518 / 390	Drug Use 1,519 / 360
Total	2,064 / 2,064	Total 2,064 / 2,064	Total 2,064 / 2,064	Total 2,064 / 2,064	Total 2,064 / 2,064	Total 2,064 / 2,064

NOMS Percentages Change from Admission to Discharge

ATTESTATION:

I attest, based on my best knowledge, information and belief that the data and/or documents pertaining to Medicaid and the SAPT block grant comprising this report are accurate, complete, and truthful, as of the date of submission.



11/11/2014

Vice President, ValueOptions - Kansas

Date