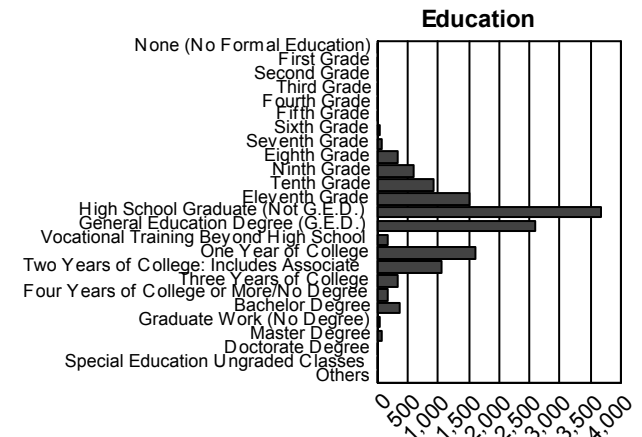
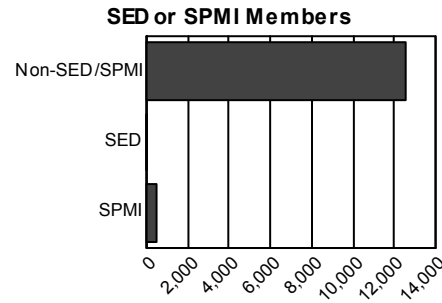
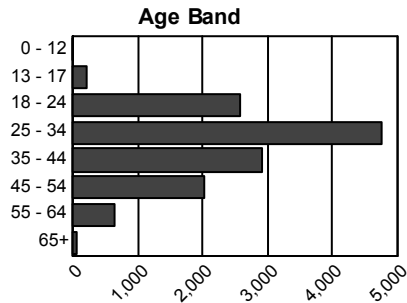
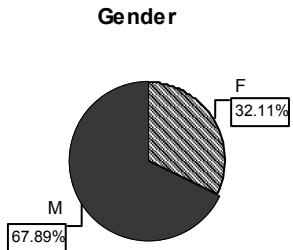


Unduplicated Consumer Counts	
Members Seen:	12,997
Member Claims:	100,683
Adverse Incidents:	75

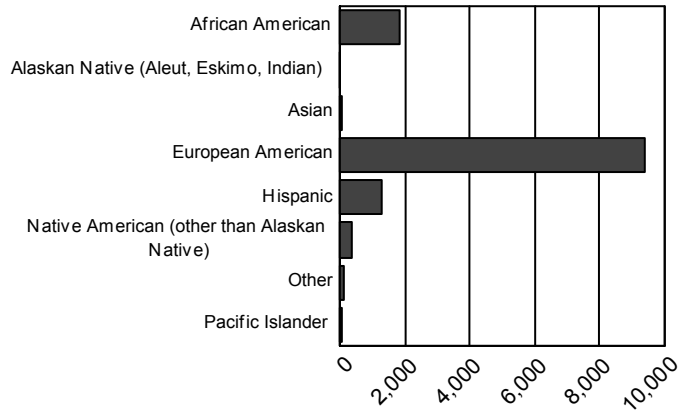
Claims for DOS		
Claims Summary		
	Value	Count
Amount Paid:	\$13,685,364.44	163,471
Amount Denied:	\$1,049,582.17	8,694
% of Claims Denied:	7.12%	5.05%
Top Three Reasons for Denied Claims		
GD - NO AUTH ON FILE		26.67%
G5 - DTS OF SVC OUTSIDE DTS AUTH		23.16%
GF - DUPLICATE CLAIM		19.30%

**Member Demographics (N = 12,997 for all graphs)**

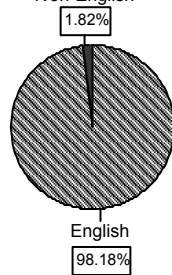


## Member Demographics (cont'd)

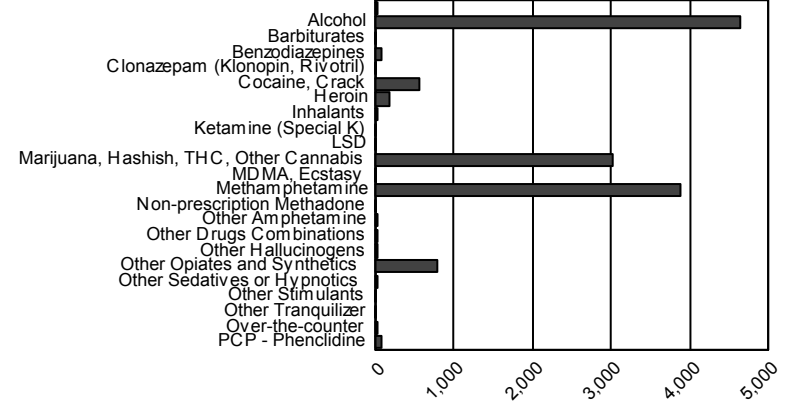
**Ethnicity**



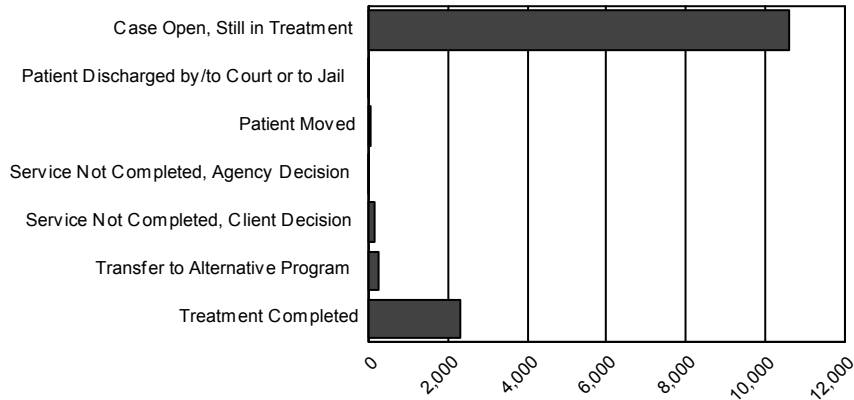
**Non-English Speakers**



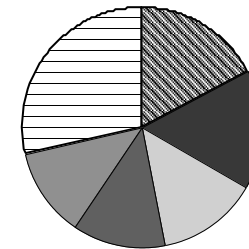
**Drug of Choice**



**Type of Discharge**



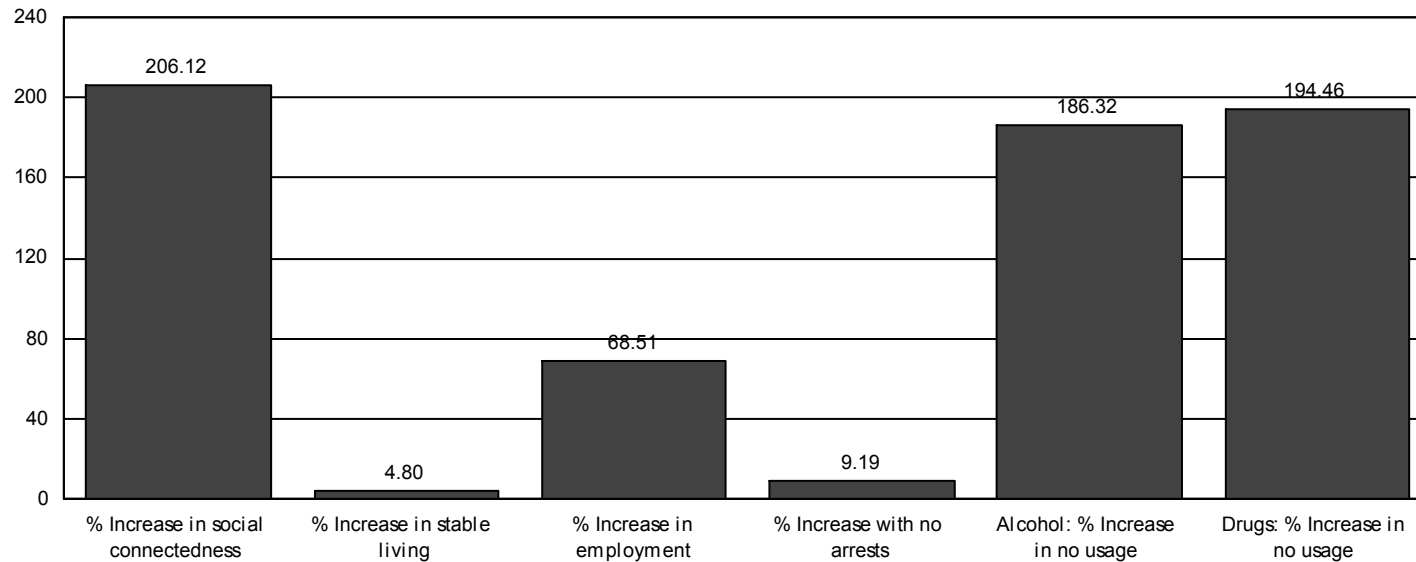
**Top 5 Diagnoses**



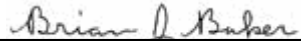
ALCOHOL DEPENDENCY	17.3%
AMPHETAMINES DEPENDENCY	16.1%
AMPHETAMINES ABUSE	13.7%
ALCOHOL ABUSE	12.5%
CANNABIS ABUSE	11.9%
All Other Diagnoses	28.6%
<b>Total:</b>	<b>100.0%</b>

**National Outcome Measures (NOMs) Percentage of Change**

	Social Support (Admit / Dis)	Living Arrangement (Admit / Dis)	Employment (Admit / Dis)	Criminal Justice (Admit / Dis)	Alcohol Usage (Admit / Dis)	Drug Usage (Admit / Dis)
Attends	376 / 1,151	Stable Living 1,937 / 2,030	Employed 832 / 1,402	No arrests 1,915 / 2,091	Abstinence 614 / 1,758	Abstinence 614 / 1,808
Does not attend	1,741 / 966	Homeless 180 / 87	Unemployed 1,285 / 715	1or more arrests 202 / 26	Alcohol Use 1,503 / 359	Drug Use 1,503 / 309
Total	2,117 / 2,117	Total 2,117 / 2,117	Total 2,117 / 2,117	Total 2,117 / 2,117	Total 2,117 / 2,117	Total 2,117 / 2,117

**NOMS Percentages Change from Admission to Discharge**

**ATTESTATION:**

I attest, based on my best knowledge, information and belief that the data and/or documents pertaining to the SAPT block grant comprising this report are accurate, complete, and truthful, as of the date of submission.



11/11/2015

VP, Topeka Engagement Center

Date